

Mat-in-a-Box[®] 1550 | Modular Barrier Matting

Simply Done!



GRADUS

Mat-in-a-Box[®] 1550

A modular barrier matting system that is quick and easy to install.



✓ **Quick & easy to install**

- Quick on-site assembly
- Easy to cut & trim on-site
- For use in matwells or can be surface mounted

✓ **Ideal for use in many applications**

- Offices, schools & high street shops[†]
- Suitable for trolley traffic^{*}
- Ideal for use where electronic tagging systems operate

✓ **Available from stock**

- Call Gradus Technical Support for details of your nearest stockist

✓ **5 year warranty****

[†] Suitable for foot traffic of up to 5,000 crossings per day.

^{*} Suitable for trolleys up to 400kg. Based on a test using a 4 wheeled trolley (100kg per wheel) with 150x45mm hard rubber wheels for 30,000 passes.

^{**} 5 year manufacturing defects warranty. Warranty is subject to type of application, installation and on-going cleaning and maintenance being in accordance with Gradus recommendations. Additional terms & conditions apply - details available on request

All Gradus Accessories warranties are subject to Gradus Accessories terms & conditions of sale which can be found at www.gradus.com

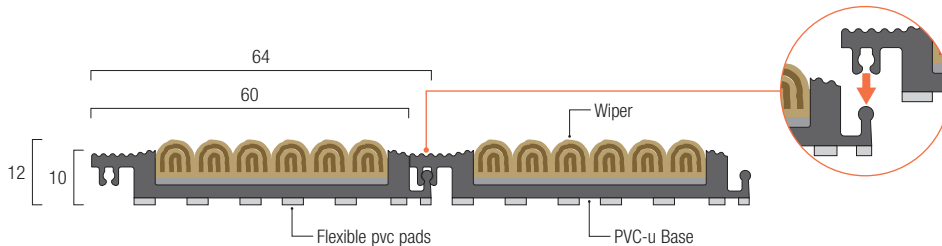
Product Information

- Constructed from 100% polypropylene wipers and a black or Glacier (grey) PVC-u base incorporating flexible pvc pads for noise reduction
- Supplied in components. Standard box contains 2 square metres (16 x 2m lengths), edging strip (1 x 2m), support piece (1 x 2m) and expansion strip (1 x 2m)
- Individual sections clip together on-site for quick and easy assembly (see below)
- Closed construction
- 12mm thickness
- Suitable for interior use
- Slip resistance (HSL ramp test) – low risk of slip
- Flammability BS EN 13501-1 Class Efl-s1

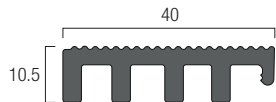
Profiles:

Dimensions shown are nominal.
Illustrations are 70% size in mm.
Products subject to minor design
alterations without notice.

Dimensions



Accessories



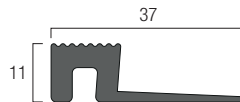
MB12SP - Edging Strip

Supplied in Black
or Glacier (grey)



MB12SU - Support Piece

Supplied in Black



MB12EJ - Expansion Strip

Supplied in Black
or Glacier (grey)

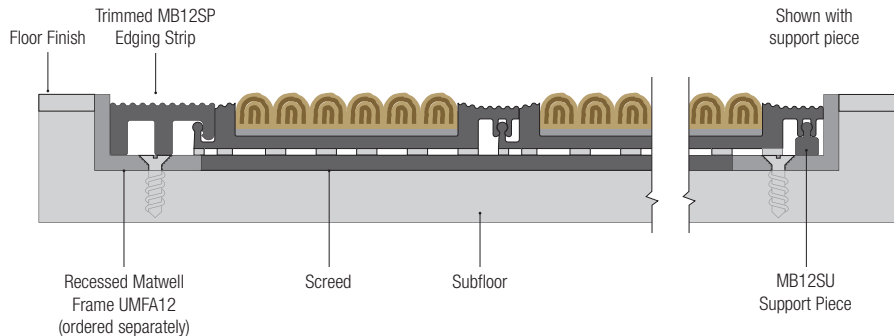
Accessories also available separately if required.

Profiles:

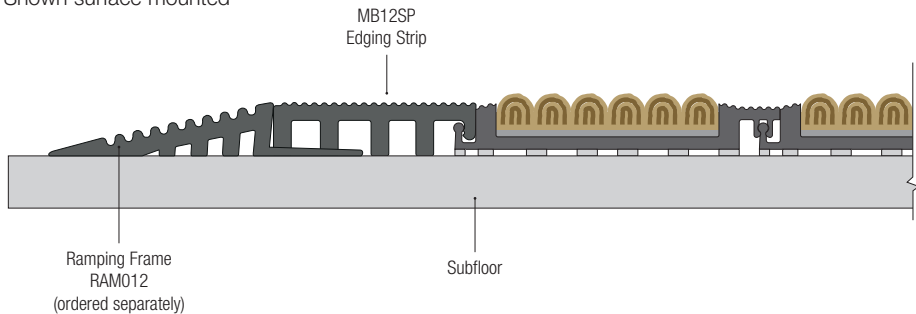
Dimensions shown are nominal.
Illustrations are 70% size in mm.
Products subject to minor design
alterations without notice.

Typical Installation

Shown recessed in a matwell

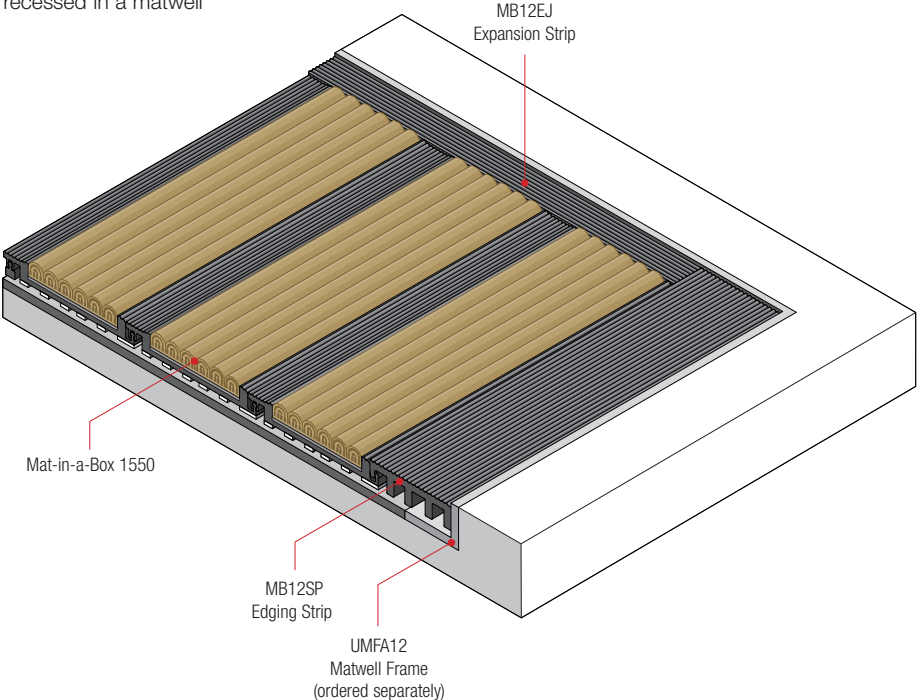


Shown surface mounted



Typical Installation

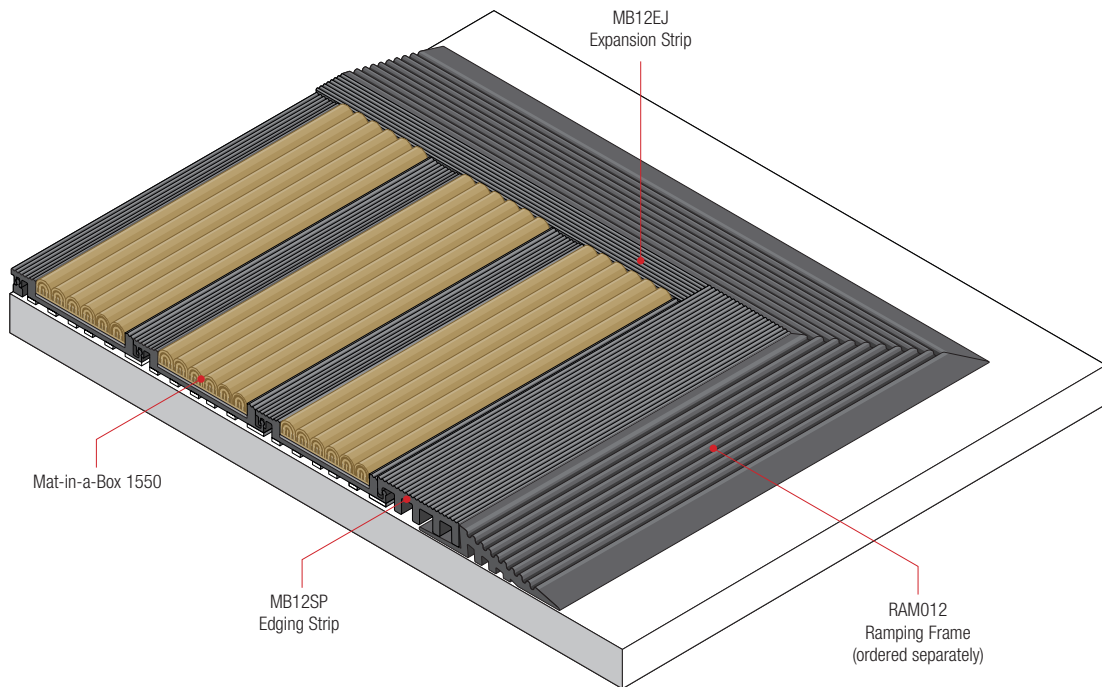
Shown recessed in a matwell



Typical Installation

For installation instructions visit www.gradus.com


Shown surface mounted



Wiper Colour Options



Tempestas



Calculus



Terra

Base Colour Options



Black
(shown with Tempestas wipers)



Glacier (grey)
(shown with Calculus wipers)

Gradus Accessories Park Green Macclesfield Cheshire SK11 7LZ UK Tel: 01625 428922

For enquiries outside the UK and Eire contact Gradus International on +44 (0)1625 613780

www.gradus.com